

Finance 2020-21

Institution: The University of Texas Health Science Center at Houston (229300)

User ID: P2293001

Overview

Overview

The purpose of the IPEDS Finance component is to collect basic financial information from items associated with the institution's General Purpose Financial Statements.

Data Reporting Reminder:

- Report data to accurately reflect the time period corresponding with the IPEDS survey component, even if such reporting is seemingly inconsistent with prior-year reporting. For example, if a summer term began later than usual due to Coronavirus Pandemic postponements, continue to report using the timeframes as defined in the IPEDS instructions. NCES expects that some data reported during the 2020-21 data collection year will vary from established prior trends due to the impacts of Coronavirus Pandemic. If an error edit is triggered even when submitting accurate data, please indicate in the corresponding context box or verbally to the Help Desk that the seemingly inconsistent data are accurate and reflect the effects of Coronavirus Pandemic.

Changes to reporting for 2020-21:

Using GASB Reporting Standards:

- Screening question on pension and Postemployment Benefits Other than Pension (OPEB) has been split into two questions in General Information.
- Part E has been relabeled to become Part E-1 and new screen Part E-2 on Sources of Discounts and Allowances has been added.
- New data elements have been added to Part H to collect more detail on the change in endowments and all instances of "endowment assets" have been revised to "endowment net assets." (degree-granting public institutions only)
- New data elements for Postemployment Benefits Other than Pension (OPEB) have been added to Part M-2.
- New screen and data elements have been added to collect numerator and denominator for financial health ratios calculations in Part N. (degree-granting public institutions only)

Using FASB Reporting Standards:

- New screening question on athletics revenues has been added to General Information. (degree-granting private, not-for-profit institutions only)
- Part C has been relabeled to become Part C1 and new screen Part C2 on Sources of Discounts and Allowances has been added.
- New data elements have been added to Part H to collect more detail on the change in endowments and all instances of "endowment assets" have been revised to "endowment net assets." (degree-granting private, not-for-profit institutions only)
- New screen and data elements have been added to collect numerator and denominator for financial health ratios calculations in Part I. (degree-granting private, not-for-profit institutions only)

For-Profit Institutions:

- Part C has been relabeled to become Part C1 and new screen Part C2 on Sources of Discounts and Allowances has been added.
- New screen and data elements have been added to collect numerator and denominator for financial health ratios calculations in Part G. (degree-granting private, for-profit institutions)

Resources:

- To download the survey materials for this component: [Survey Materials](#)
- To access your prior year data submission for this component: [Reported Data](#)

If you have questions about completing this survey, please contact the **IPEDS Help Desk at (877) 225-2568**.

Finance - Public Institutions' Reporting Standard

Reporting Standard

Please indicate which reporting standards are used to prepare your financial statements:

- GASB (Governmental Accounting Standards Board), using standards of GASB 34 & 35
- FASB (Financial Accounting Standards Board)

Please consult your business officer for the correct response before saving this screen. Your response to this question will determine the forms you will receive for reporting finance data.

Finance - Public Institutions Using GASB Standards

General Information: GASB-Reporting Institutions (aligned form)

Reporting Reminder:

- To the extent possible, the finance data requested in this report should be provided from your institution's audited General Purpose Financial Statements (GPFS).
- Please refer to the instructions specific to each screen of the survey for details and references.

1. Fiscal Year Calendar

This report covers financial activities for the 12-month fiscal year: (The fiscal year reported should be the most recent fiscal year ending before October 1, 2020.)

Beginning: month/year (MMYYYY)	Month: <input type="text" value="9"/>	Year: <input type="text" value="2019"/>
And ending: month/year (MMYYYY)	Month: <input type="text" value="8"/>	Year: <input type="text" value="2020"/>

2. Audit Opinion

Did your institution receive an unqualified opinion on its General Purpose Financial Statements from your auditor for the fiscal year noted above? (If your institution is audited only in combination with another entity, answer this question based on the audit of that entity.)

- Unqualified
 i Qualified (Explain in box below)
 Don't know OR in progress (Explain in box below)

3. Reporting Model

GASB Statement No. 34 offers three alternative reporting models for special-purpose governments like colleges and universities. Which model is used by your institution?

- Business-type activities
 Governmental Activities
 Governmental Activities with Business-Type Activities

4. Intercollegiate Athletics

a) If your institution participates in intercollegiate athletics, are the expenses accounted for as auxiliary enterprises or treated as student services?

- Auxiliary enterprises
 Student services
 Does not participate in intercollegiate athletics
 Other (specify in box below)

b) If your institution participates in intercollegiate athletics, indicate the category where these revenues are included (check all that apply):

- Sales and services of educational activities
 Sales and services of auxiliary enterprises
 Does not have intercollegiate athletics revenue
 Other (specify in box below)

5. Endowment Assets

Does this institution or any of its foundations or other affiliated organizations own endowment assets ?

- No
 Yes - (report endowment assets)

6. Pension


Does your institution include defined benefit pension liabilities, expenses, and/or deferrals in its General Purpose Financial Statements?

- No
 i Yes

7. Postemployment Benefits Other than Pension (OPEB)

Does your institution include postemployment benefits other than pension (OPEB) liabilities, expenses, and/or deferrals in its General Purpose Financial Statements? (No/Yes)


- No
 Yes

 You may use the box below to provide additional context for the data you have reported above. Context notes will be posted on the College Navigator website. Therefore, you should write all context notes using proper grammar (e.g., complete sentences with punctuation) and common language that can be easily understood by students and parents (e.g., spell out acronyms).

UTHSC financials were audited by Deloitte & Touche as part of the consolidated Financial Statements for UT System; therefore, a separate opinion has not been expressed on UTHSC's financial statements.

Part A - Statement of Net Position Page 1


Fiscal Year: September 1, 2019 - August 31, 2020			
If your institution is a parent institution then the amounts reported in Parts A and D should include ALL of your child institutions			
Line no.		Current year amount	Prior year amount
Assets			
01	Total <u>current assets</u>	503,218,206	504,122,461
31	Depreciable <u>capital assets</u> , net of depreciation	602,765,906	600,815,539
04	Other noncurrent assets CV=[A05-A31]	1,342,099,778	1,147,378,377
05	Total <u>noncurrent assets</u>	1,944,865,684	1,748,193,916
06	Total assets CV=(A01+A05)	2,448,083,890	2,252,316,377
19	Deferred outflows of resources	0	0
Liabilities			
07	<u>Long-term debt, current portion</u>	0	0
08	Other current liabilities CV=(A09-A07)	396,662,297	356,201,953
09	Total <u>current liabilities</u>	396,662,297	356,201,953
10	<u>Long-term debt</u>	0	0
11	Other noncurrent liabilities CV=(A12-A10)	135,608,098	138,007,894
12	Total <u>noncurrent liabilities</u>	135,608,098	138,007,894
13	Total liabilities CV=(A09+A12)	532,270,395	494,209,847
20	Deferred inflows of resources	647,638	704,057
Net Position			
14	<u>Invested in capital assets, net of related debt</u>	602,765,906	600,815,539
15	<u>Restricted-expendable</u>	264,928,714	226,468,454
16	<u>Restricted-nonexpendable</u>	307,126,372	282,765,217
17	<u>Unrestricted</u> CV=[A18-(A14+A15+A16)]	740,344,865	647,353,263
18	Net position CV=[(A06+A19)-(A13+A20)]	1,915,165,857	1,757,402,473

 You may use the box below to provide additional context for the data you have reported above. Context notes will be posted on the College Navigator website. Therefore, you should write all context notes using proper grammar (e.g., complete sentences with punctuation) and common language that can be easily understood by students and parents (e.g., spell out acronyms).




Part A - Statement of Net Position Page 2

Fiscal Year: September 1, 2019 - August 31, 2020			
Line No.	Description	Ending balance	Prior year Ending balance
Capital Assets			
21	<u>Land and land improvements</u>	31,133,622	31,133,622
22	<u>Infrastructure</u>	3,391,571	3,391,571
23	<u>Buildings</u>	1,024,170,453	975,572,868
32	Equipment, including art and <u>library collections</u>	268,076,691	259,185,905
27	<u>Construction in progress</u>	51,773,311	50,836,217
	Total for Plant, Property and Equipment CV = (A21+ .. A27)	1,378,545,648	1,320,120,183
28	<u>Accumulated depreciation</u>	824,212,527	764,270,541
33	Intangible assets, net of accumulated amortization	0	0
34	Other capital assets	48,432,785	44,965,897

 You may use the box below to provide additional context for the data you have reported above. Context notes will be posted on the College Navigator website. Therefore, you should write all context notes using proper grammar (e.g., complete sentences with punctuation) and common language that can be easily understood by students and parents (e.g., spell out acronyms).


Part D - Summary of Changes In Net Position

Fiscal Year: September 1, 2019 - August 31, 2020			
If your institution is a parent institution then the amounts reported in Parts A and D should include ALL of your child institutions			
Line No.	Description	Current year amount	Prior year amount
01	Total revenues and other additions for this institution AND all of its child institutions	2,005,223,314	1809465539
02	Total expenses and deductions for this institution AND all of its child institutions	1,847,459,930	1725036696
03	Change in net position during year CV=(D01-D02)	157,763,384	84428843
04	<u>Net position</u> beginning of year for this institution AND all of its child institutions	1,757,402,473	1674560019
05	<u>Adjustments to beginning net position</u> and other gains or losses CV=[D06-(D03+D04)]	0	-1586389
06	Net position end of year for this institution AND all of its child institutions (from A18)	1915165857	1757402473

 You may use the box below to provide additional context for the data you have reported above. Context notes will be posted on the College Navigator website. Therefore, you should write all context notes using proper grammar (e.g., complete sentences with punctuation) and common language that can be easily understood by students and parents (e.g., spell out acronyms).

Part E-1 - Scholarships and Fellowships

Fiscal Year: September 1, 2019 - August 31, 2020			
Do not report Federal Direct Student Loans (FDSL) anywhere in this section.			
Line No.	Scholarships and Fellowships	Current year amount	Prior year amount
01	<u>Pell grants</u> (federal)	1,360,753	1,304,635
02	<u>Other federal grants</u> (Do NOT include FDSL amounts)	<input checked="" type="checkbox"/> 913,872	30,195
03	<u>Grants by state government</u>	4,978,550	4,759,944
04	<u>Grants by local government</u>	0	0
05	<u>Institutional grants from restricted resources</u>	2,423,409	4,046,129
06	<u>Institutional grants from unrestricted resources</u> CV=[E07-(E01+...+E05)]	0	0
07	Total revenue that funds scholarships and fellowships	9,676,584	10,140,903
<u>Discounts and Allowances</u>			
08	<u>Discounts and allowances</u> applied to <u>tuition and fees</u>	1,818,309	1,411,910
09	<u>Discounts and allowances</u> applied to sales and services of <u>auxiliary enterprises</u>	0	0
10	Total discounts and allowances CV=(E08+E09)	1,818,309	1,411,910
11	Net scholarships and fellowships expenses after deducting discounts and allowances CV= (E07-E10) This amount will be carried forward to C10 of the expense section.	7,858,275	8,728,993

 You may use the box below to provide additional context for the data you have reported above. Context notes will be posted on the College Navigator website. Therefore, you should write all context notes using proper grammar (e.g., complete sentences with punctuation) and common language that can be easily understood by students and parents (e.g., spell out acronyms).

Part E-2 - Sources of Discounts and Allowances

Fiscal Year: September 1, 2019 - August 31, 2020				
Line No.	Source of Discounts and Allowances	Amount of Source Applied to:		
		Tuition and fees discounts & allowances	Auxiliary enterprises discounts & allowances	Total discounts & allowances
12	Pell grants (federal)	0	0	0
13	Other federal grants (Do NOT include FDSL amounts)	611,529	0	611,529
14	Grants by state government	980,867	0	980,867
15	Grants by local government	0	0	0
16	Endowments and gifts	225,913	0	225,913
17	Other institutional sources CV=[E18-(E12+E13+ ... +E16)]	0	0	0
18	Total (from Part E1 line 8, 9 and 10)	1818309	0	1,818,309

Part B - Revenues by Source (1)


Fiscal Year: September 1, 2019 - August 31, 2020			
Line No.	Source of Funds	Current year amount	Prior year amount
<u>Operating Revenues</u>			
01	<u>Tuition and fees</u> , after deducting <u>discounts & allowances</u>	61,794,755	59,692,493
Grants and contracts - operating			
02	Federal operating grants and contracts	162,364,794	157,712,548
03	State operating grants and contracts	18,151,694	17,084,649
04	Local government/private operating grants and contracts	613,108,051	549,037,749
04a	Local government operating grants and contracts	500,654,829	442,582,112
04b	Private operating grants and contracts	112,453,222	106,455,637
05	Sales and services of <u>auxiliary enterprises</u> , after deducting <u>discounts and allowances</u>	25,093,501	27,154,291
06	<u>Sales and services of hospitals</u> , after deducting <u>patient contractual allowances</u>	83,203,589	74,545,724
26	<u>Sales and services of educational activities</u>	38,591,553	39,066,377
07	<u>Independent operations</u>	69,690,278	87,705,278
08	Other sources - operating CV=[B09-(B01++B07)]	500,213,357	452,461,126
09	Total operating revenues	1,572,211,572	1,464,460,235

Part B - Revenues by Source (2)

Fiscal Year: September 1, 2019 - August 31, 2020			
Line No.	Source of funds	Current year amount	Prior year amount
<u>Nonoperating Revenues</u>			
10	Federal <u>appropriations</u>	0	0
11	State <u>appropriations</u>	234,938,594	216,669,543
12	<u>Local appropriations, education district taxes, and similar support</u>	0	0
Grants-nonoperating			
13	Federal nonoperating grants Do NOT include Federal Direct Student Loans	9,062,112	1,304,635
14	State nonoperating grants	0	0
15	Local government nonoperating grants	0	0
16	<u>Gifts, including contributions from affiliated organizations</u>	18,153,128	16,941,362
17	<u>Investment income</u>	109,939,706	63613236
18	Other nonoperating revenues CV=[B19-(B10+...+B17)]	43,658,306	22,300,015
19	Total nonoperating revenues	415,751,846	320,828,791
27	Total operating and nonoperating revenues CV=[B19+B09]	1,987,963,418	1,785,289,026
28	<u>12-month Student FTE from E12</u>	5,243	4,716
29	Total operating and nonoperating revenues per student FTE CV=[B27/B28]	⊗ 379,165	378,560

Part B - Revenues by Source (3)

Fiscal Year: September 1, 2019 - August 31, 2020			
Line No.	Source of funds	Current year amount	Prior year amount
Other Revenues and Additions			
20	<u>Capital appropriations</u>	0	0
21	<u>Capital grants and gifts</u>	0	0
22	<u>Additions to permanent endowments</u>	17,259,896	24176512
23	Other revenues and additions CV=[B24-(B20+...+B22)]	0	1
24	Total other revenues and additions CV=[B25-(B9+B19)]	17,259,896	24176513
25	Total all revenues and other additions	2,005,223,314	1,809,465,539


 You may use the box below to provide additional context for the data you have reported above. Context notes will be posted on the College Navigator website. Therefore, you should write all context notes using proper grammar (e.g., complete sentences with punctuation) and common language that can be easily understood by students and parents (e.g., spell out acronyms).

Part C-1 - Expenses by Functional Classification

Fiscal Year: September 1, 2019 - August 31, 2020					
Report Total Operating AND Nonoperating Expenses in this section					
Line No.	Expense: Functional Classifications	Total amount	Prior Year Total Amount	Salaries and wages	Prior Year Salaries and wages
		(1)		(2)	
01	<u>Instruction</u>	850,907,603	809,015,812	643,227,534	597,307,769
02	<u>Research</u>	218,056,466	217,114,742	116,175,703	109,372,078
03	<u>Public service</u>	37,441,679	35,295,366	16,851,714	13,842,401
05	<u>Academic support</u>	68,719,500	60,273,585	37,769,562	33,049,392
06	<u>Student services</u>	11,067,341	9,942,463	3,772,493	3,495,798
07	<u>Institutional support</u>	90,981,044	84,730,904	46,191,245	42,420,943
10	<u>Scholarships and fellowships expenses</u> , net of <u>discounts and allowances</u> (from Part E, line 11)	7858275	8,728,993		
11	<u>Auxiliary enterprises</u>	17,390,376	17,963,593	3,718,174	4,028,256
12	<u>Hospital services</u>	533,054,128	400,678,052	283,659,086	171,235,055
13	<u>Independent operations</u>	480,900	73,042,451	0	59,387,387
14	Other Functional Expenses and deductions CV=[C19-(C01+...+C13)]	11,502,618	8,250,735	0	0
19	Total expenses and deductions	1,847,459,930	1,725,036,696	1,151,365,511	1,034,139,079


Part C-2 - Expenses by Natural Classification

Fiscal Year: September 1, 2019 - August 31, 2020			
Line No.	Expense: Natural Classifications	Total Amount	Prior year amount
19-2	<u>Salaries and Wages</u> (from Part C-1, Column 2 line 19).	1151365511	1,034,139,079
19-3	<u>Benefits</u>	241,701,303	219,107,399
19-4	<u>Operation and Maintenance of Plant (as a natural expense)</u> .	28,569,851	30,586,111
19-5	<u>Depreciation</u>	69,126,735	68,136,691
19-6	<u>Interest</u>	0	0
19-7	<u>Other Natural Expenses and Deductions</u> CV=[C19-1 - (C19-2 + ... + C19-6)]	356,696,530	373,067,416
19-1	Total Expenses and Deductions (from Part C-1, Line 19)	1847459930	1,725,036,696
20-1	<u>12-month Student FTE (from E12 survey)</u> .	5,243	4,716
21-1	Total expenses and deductions per student FTE CV=[C19-1/C20-1]	x 352,367	365,784

 You may use the box below to provide additional context for the data you have reported above. Context notes will be posted on the College Navigator website. Therefore, you should write all context notes using proper grammar (e.g., complete sentences with punctuation) and common language that can be easily understood by students and parents (e.g., spell out acronyms).


Part H - Details of Endowment Net Assets

Fiscal Year: September 1, 2019 - August 31, 2020			
Include not only endowment net assets held by the institution, but any assets held by private foundations affiliated with the institution.			
Line No.	Value of Endowment Net Assets	Market Value	Prior Year Amounts
01	Value of endowment net assets at the beginning of the fiscal year	552,059,662	528,594,169
02	Value of endowment net assets at the end of the fiscal year	619,455,276	552,059,662
03	Change in value of endowment net assets CV=[H02-H01]	67,395,614	
03a	New gifts and additions	18,046,971	
03b	Endowment net investment return	24,806,596	
03c	Spending distribution for current use	-1,534,459	
03d	Other CV=[H03-(H03a+H03b+H03c)]	26,076,506	

 You may use the box below to provide additional context for the data you have reported above. Context notes will be posted on the College Navigator website. Therefore, you should write all context notes using proper grammar (e.g., complete sentences with punctuation) and common language that can be easily understood by students and parents (e.g., spell out acronyms).


Part N - Financial Health

Fiscal Year: September 1, 2019 - August 31, 2020		
Line No.	Description <i>(If your institution is a parent institution then the amounts reported should include ALL of your child institutions. Include amounts for the institution's FASB component unit.)</i>	Current year amount
01	Operating income (Loss) + net nonoperating revenues (expenses)	152,006,106
02	Operating revenues + nonoperating revenues	1,987,963,418
03	Change in net position	157,763,385
04	Net position	1,915,165,857
05	Expendable net assets	264,928,714
06	Plant-related debt	0
07	Total expenses	1,847,459,930

 You may use the box below to provide additional context for the data you have reported above. Context notes will be posted on the College Navigator website. Therefore, you should write all context notes using proper grammar (e.g., complete sentences with punctuation) and common language that can be easily understood by students and parents (e.g., spell out acronyms).


Part J - Revenue Data for the Census Bureau

Fiscal Year: September 1, 2019 - August 31, 2020						
Source and type		Amount				
		Total for all funds and operations (includes endowment funds, but excludes component units)	Education and general/independent operations	Auxiliary enterprises	Hospitals	Agriculture extension/experiment services
		(1)	(2)	(3)	(4)	(5)
01	Tuition and fees	63,613,064	63,613,064			
02	Sales and services	146,888,643	<input type="text" value="38,591,553"/>	25,093,501	83203589	<input type="text" value="0"/>
03	Federal grants/contracts (excludes Pell Grants)	162,012,167	<input type="text" value="162,012,167"/>	<input type="text"/>	<input type="text"/>	<input type="text"/>
Revenue from the state government:						
04	State appropriations, current & capital	234,938,594	<input type="text" value="234,938,594"/>	<input type="text"/>	<input type="text"/>	<input type="text"/>
05	State grants and contracts	24,306,685	<input type="text" value="24,306,685"/>	<input type="text"/>	<input type="text"/>	<input type="text"/>
Revenue from local governments:						
06	Local appropriation, current & capital	0	<input type="text" value="0"/>	<input type="text" value="0"/>	<input type="text"/>	<input type="text"/>
07	Local government grants/contracts	520,260,162	<input type="text" value="520,260,162"/>	<input type="text"/>	<input type="text"/>	<input type="text"/>
08	Receipts from property and non-property taxes	<input type="text" value="0"/>				
09	Gifts and private grants, NOT including capital grants	<input type="text" value="173,194,074"/>				
10	Interest earnings	<input type="text" value="71,864,177"/>				
11	<u>Dividend earnings</u>	<input type="text" value="0"/>				
12	<u>Realized capital gains</u>	<input type="text" value="-1,218,701"/>				

 You may use the box below to provide additional context for the data you have reported above. Context notes will be posted on the College Navigator website. Therefore, you should write all context notes using proper grammar (e.g., complete sentences with punctuation) and common language that can be easily understood by students and parents (e.g., spell out acronyms).


Part K - Expenditure Data for the Census Bureau

Fiscal Year: September 1, 2019 - August 31, 2020						
Category		Total for all funds and operations (includes endowment funds, but excludes component units)	Education and general/independent operations	Auxiliary enterprises	Hospitals	Agriculture extension/experiment services
		(1)	(2)	(3)	(4)	(5)
02	Employee benefits, total	241,701,303	178,108,300	1,166,255	62,426,748	
03	Payment to state retirement funds (may be included in line 02 above)	0	0			
04	Current expenditures including salaries	1,517,271,001	1,055,033,248	15,881,573	446,356,180	
Capital outlays						
05	Construction	87,676,520	87,676,520			
06	Equipment purchases	19,702,123	19,646,729	7,568	47,826	
07	Land purchases	0	0			
08	Interest on debt outstanding, all funds and activities	11,821,450				

 You may use the box below to provide additional context for the data you have reported above. Context notes will be posted on the College Navigator website. Therefore, you should write all context notes using proper grammar (e.g., complete sentences with punctuation) and common language that can be easily understood by students and parents (e.g., spell out acronyms).

Part L - Debt and Assets for Census Bureau, page 1


Fiscal Year: September 1, 2019 - August 31, 2020		
Debt		
	Category	Amount
01	Long-term debt outstanding at beginning of fiscal year	<input type="text" value="0"/>
02	Long-term debt issued during fiscal year	<input type="text" value="0"/>
03	Long-term debt retired during fiscal year	<input type="text" value="0"/>
04	Long-term debt outstanding at end of fiscal year	<input type="text" value="0"/>
05	Short-term debt outstanding at beginning of fiscal year	<input type="text" value="0"/>
06	Short-term debt outstanding at end of fiscal year	<input type="text" value="0"/>

 You may use the box below to provide additional context for the data you have reported above. Context notes will be posted on the College Navigator website. Therefore, you should write all context notes using proper grammar (e.g., complete sentences with punctuation) and common language that can be easily understood by students and parents (e.g., spell out acronyms).

We are under UT System and they carry our long/short term debt, cash, and security assets.

Part L - Debt and Assets for Census Bureau, page 2

Fiscal Year: September 1, 2019 - August 31, 2020		
Assets		
	Category	Amount
07	Total cash and security assets held at end of fiscal year in sinking or debt service funds	<input type="text"/>
08	Total cash and security assets held at end of fiscal year in bond funds	<input type="text"/>
09	Total cash and security assets held at end of fiscal year in all other funds	311,912,267

 You may use the box below to provide additional context for the data you have reported above. Context notes will be posted on the College Navigator website. Therefore, you should write all context notes using proper grammar (e.g., complete sentences with punctuation) and common language that can be easily understood by students and parents (e.g., spell out acronyms).

Prepared by

Prepared by

Reporting Reminders:

- The name of the preparer is being collected so that we can follow up with the appropriate person in the event that there are questions concerning the data.
- The Keyholder will be copied on all email correspondence to other preparers.
- The time it took to prepare this component is being collected so that we can continue to improve our estimate of the reporting burden associated with IPEDS.
- Please include in your estimate the time it took for you to review instructions, query and search data sources, complete and review the component, and submit the data through the Data Collection System.
- Thank you for your assistance.

This survey component was prepared by:			
<input type="radio"/>	Keyholder	<input type="radio"/>	SFA Contact
<input checked="" type="radio"/>	Finance Contact	<input type="radio"/>	Academic Library Contact
<input type="radio"/>		<input type="radio"/>	HR Contact
<input type="radio"/>		<input type="radio"/>	Other
Name:	<input type="text" value="Scott Barnett"/>		
Email:	<input type="text" value="Scott.Barnett@uth.tmc.edu"/>		

How many staff from your institution only were involved in the data collection and reporting process of this survey component?	
<input type="text" value="1.00"/>	Number of Staff (including yourself)

How many hours did you and others from your institution only spend on each of the steps below when responding to this survey component? <i>Exclude the hours spent collecting data for state and other reporting purposes.</i>				
Staff member	Collecting Data Needed	Revising Data to Match IPEDS Requirements	Entering Data	Revising and Locking Data
Your office	<input type="text" value="0.50"/> hours	<input type="text" value="6.00"/> hours	<input type="text" value="1.50"/> hours	<input type="text"/> hours
Other offices	<input type="text"/> hours	<input type="text"/> hours	<input type="text"/> hours	<input type="text"/> hours

Summary

Finance Survey Summary

IPEDS collects important information regarding your institution. All data reported in IPEDS survey components become available in the IPEDS Data Center and appear as aggregated data in various Department of Education reports. Additionally, some of the reported data appears specifically for your institution through the College Navigator website and is included in your institution's Data Feedback Report (DFR). The purpose of this summary is to provide you an opportunity to view some of the data that, when accepted through the IPEDS quality control process, will appear on the College Navigator website and/or your DFR. College Navigator is updated approximately three months after the data collection period closes and Data Feedback Reports will be available through the [Data Center](#) and sent to your institution's CEO in November 2020.

Please review your data for accuracy. If you have questions about the data displayed below after reviewing the data reported on the survey screens, please contact the IPEDS Help Desk at: 1-877-225-2568 or ipedshelp@rti.org.

Core Revenues			
Revenue Source	Reported values	Percent of total core revenues	Core revenues per FTE enrollment
Tuition and fees	\$61,794,755	3%	\$11,786
State appropriations	\$234,938,594	13%	\$44,810
Local appropriations	\$0	0%	\$0
Government grants and contracts	\$690,233,429	38%	\$131,649
Private gifts, grants, and contracts	\$130,606,350	7%	\$24,911
Investment income	\$109,939,706	6%	\$20,969
Other core revenues	\$599,723,112	33%	\$114,385
Total core revenues	\$1,827,235,946	100%	\$348,510
Total revenues	\$2,005,223,314	N/A	\$382,457

Other core revenues include federal appropriations; sales and services of educational activities; other operating and nonoperating sources; and other revenues and additions (e.g., capital appropriations, capital grants and gifts, etc.). Core revenues exclude revenues from auxiliary enterprises (e.g., bookstores, dormitories), hospitals, and independent operations. For institutions reporting in Full parent/child relationships, core revenues per FTE enrollment amounts will not be allocated to child institutions.

Core Expenses			
Expense function	Reported values	Percent of total core expenses	Core expenses per FTE enrollment
Instruction	\$850,907,603	66%	\$162,294
Research	\$218,056,466	17%	\$41,590
Public service	\$37,441,679	3%	\$7,141
Academic support	\$68,719,500	5%	\$13,107
Institutional support	\$90,981,044	7%	\$17,353
Student services	\$11,067,341	1%	\$2,111
Other core expenses	\$19,360,893	1%	\$3,693
Total core expenses	\$1,296,534,526	100%	\$247,289
Total expenses	\$1,847,459,930	N/A	\$352,367

Other core expenses include scholarships and fellowships, net of discounts and allowances, and other expenses. Core expenses exclude expenses from auxiliary enterprises (e.g., bookstores, dormitories), hospitals, and independent operations. For institutions reporting in Full parent/child relationships, core expenses per FTE enrollment amounts will not be allocated to child institutions.

Calculated value	
	Calculated value
FTE enrollment	5243

The full-time equivalent (FTE) enrollment used in this report is the sum of the institution's FTE undergraduate enrollment and FTE graduate enrollment (as calculated from or reported on the 12-month Enrollment component). FTE is estimated using 12-month instructional activity (credit and/or clock hours). All doctor's degree students are reported as graduate students.

Edit Report

Finance

Source	Description	Severity	Resolved	Options
Screen: Scholarships & Fellowships				
Screen Entry	The amount reported is outside the expected range of between 15,098 and 45,292 when compared with the prior year value. Please correct your data or explain. (Error #5301)	Explanation	Yes	
Reason	The variance in other federal grants for Scholarships and Fellowships expense is primarily due to the additional grants awarded to students from the provider relief funding provided to the University as part of the Coronavirus Aid, Relief, and Economic Security (CARES) Act.			
Screen: Revenues Part 2				
Screen Entry	The total operating and nonoperating revenues per student FTE in Part B, line 29 is outside the expected range when compared with other similar institutions. Please correct your data or contact the IPEDS Help Desk for assistance. (Error #5172)	Fatal	Yes	
Reason	Overridden by administrator. Medical school, revenue and instructional expenses/deductions are confirmed to be higher than expected at this location. RD			
Related Screens	Revenues Part 2			
Screen: Expenses Part 2				
Screen Entry	The total expenses and deductions per student FTE in Part C, line 21 is outside the expected range when compared with other similar institutions. Please correct your data or contact the IPEDS Help Desk for assistance. (Error #5200)	Fatal	Yes	
Reason	Overridden by administrator. Medical school, revenue and instructional expenses/deductions are confirmed to be higher than expected at this location. RD			
Related Screens	Expenses Part 2			