

## Institutional Characteristics 2021-22

Institution: The University of Texas Health Science Center at Houston (229300)

User ID: P2293001

### Overview

#### Institutional Characteristics Overview

Welcome to the Institutional Characteristics (IC) component. This component collects important information about your institution's mission, student services, and student charges.

Much of the data reported on IC appear on College Navigator, which is updated once after IC data have been reviewed. Thus, errors may stay on College Navigator for a full year.

Additionally, the cost of attendance data are used to calculate the net price of attendance in the Student Financial Aid component. This has important implications for what students see about your institution, and also for the College Affordability and Transparency Center's lists. **Revisions or changes to costs can ONLY be made in the Student Financial Aid component and not in the prior year revision system.**

Remember, it is the responsibility of the keyholder to submit accurate data about the institution. Please contact the IPEDS Help Desk for clarifications to make sure that you are reporting correctly.

#### Data Reporting Reminder:

- Report data to accurately reflect the time period corresponding with the IPEDS survey component, even if such reporting is seemingly inconsistent with prior-year reporting. For example, if a summer term began later than usual due to to Coronavirus Pandemic postponements, continue to report using the timeframes as defined in the IPEDS instructions. NCES expects that some data reported during the 2021-22 data collection year will vary from established prior trends due to the impacts of Coronavirus Pandemic. If an error edit is triggered even when submitting accurate data, please indicate in the corresponding context box or verbally to the Help Desk that the seemingly inconsistent data are accurate and reflect the effects of Coronavirus Pandemic.

#### Changes to reporting for 2021-22:

- There are no changes to this survey component.

#### Common Errors

Quality control reviews of past IC data indicate frequently made errors. Please review the common errors below to ensure accurate reporting.

- Part C, question 8 should only be marked 'YES' if your institution is **EXCLUSIVELY** distance education. Do not mark 'YES' if your courses/programs are also available in person.
- Do not try to outsmart fatal errors; this is falsifying data. Contact the Help Desk to override, or fix, the data.
- Make sure you understand ALL definitions before responding to questions. For example, make sure that you are reporting for an 'ACADEMIC YEAR' or 'PROGRAM' as defined by IPEDS.

#### Resources:

- To download the survey materials for this component: [Survey Materials](#)
- To access your prior year data submission for this component: [Reported Data](#)

If you have questions about completing this survey, please contact the IPEDS Help Desk at 1-877-225-2568.

## Part A - Mission Statement

**1. Provide the institution's mission statement *or* a web address (URL) where the mission statement can be found. Typed statements are limited to 2,000 characters or less. The mission statement will be available to the public on College Navigator.**


Mission Statement URL:

Mission Statement:

## Part B - Services and Programs for Servicemembers and Veterans

### 1. Which of the following are available to veterans, military servicemembers, or their families?

- Yellow Ribbon Program (officially known as Post-9/11 GI Bill, Yellow Ribbon Program)
- Credit for military training
- Dedicated point of contact for support services for veterans, military servicemembers, and their families
- Recognized student veteran organization
- Member of Department of Defense Voluntary Educational Partnership Memorandum of Understanding
- None of the above

 You may use the box below to provide additional context for the data you have reported above. Context notes will be posted on the College Navigator website. Therefore, you should write all context notes using proper grammar (e.g., complete sentences with punctuation) and common language that can be easily understood by students and parents (e.g., spell out acronyms).

## Part C - Student Services - Special Learning Opportunities

### 1. Does your institution accept any of the following? [Check all that apply]

- Dual enrollment
- Credit for life experiences
- Advanced placement (AP) credits
- None of the above

### 2. What types of special learning opportunities are offered by your institution? [Check all that apply]

- ROTC
  - Army
  - Navy
  - Air Force
- Study abroad
- Weekend/evening college
- Teacher certification (for the elementary, middle school/junior high, or secondary level)
  - Do not include certifications to teach at the postsecondary level.
  - Students can complete their preparation in certain areas of specialization
  - Students must complete their preparation at another institution for certain areas of specialization
  - This institution is approved by the state for the initial certification or licensure of teachers
- None of the above

### 3. If your institution grants a bachelor's degree or higher but does not offer a full 4-year program of study at the undergraduate level, how many years of completed college-level work are required for entrance?

Number of years

Part C - Student Services: Other Student Services

4. Which of the following selected student services are offered by your institution? [Check all that apply]


- Remedial services
- Academic/career [counseling services](#)
- [Employment services for current students](#)
- [Placement services for program completers](#)
- On-campus [day care](#) for children of students
- None of the above

5. Which of the following [academic library](#) resource or service does your institution provide? [Check all that apply]

- Physical facilities
- i** An organized collection of printed materials
- i** Access to digital/electronic resources
- i** A staff trained to provide and interpret library materials
- Established library hours
- i** Access to library collections that are shared with other institutions
- None of the above

6. Indicate whether or not any of the following alternative tuition plans are offered by your institution.

- No
- Yes
  - [Tuition guarantee](#)
  - [Prepaid tuition plan](#)
  - [Tuition payment plan](#)
  - Other (specify in box below)

 You may use the box below to provide additional context for the data you have reported above. Context notes will be posted on the College Navigator website. Therefore, you should write all context notes using proper grammar (e.g., complete sentences with punctuation) and common language that can be easily understood by students and parents (e.g., spell out acronyms).

Part C - Student Services - Distance Education

Reporting Reminders:

- When reporting distance education offerings, do not include remote learning implemented in response to Coronavirus Pandemic unless the program anticipates maintaining this modality permanently. Allowing program completion via distance education is not the same as having planned full distance education programs.

**7. Please indicate at what level(s) your institution does or does not offer distance education courses and/or distance education programs. Check all that apply.**

	<b>i</b> <u>Distance education courses</u>	<b>i</b> <u>Distance education programs</u>	Does not offer Distance Education
Undergraduate level	<input checked="" type="checkbox"/>	<input checked="" type="checkbox"/>	<input type="checkbox"/>
Graduate level	<input checked="" type="checkbox"/>	<input checked="" type="checkbox"/>	<input type="checkbox"/>

**8. Are all the programs at your institution offered exclusively via distance education programs?**

Select No if all programs at your institution are offered exclusively via distance education only temporarily in response to Coronavirus Pandemic.


- No
- Yes

### Part C - Student Services: Disability Services

**9. Please indicate the percentage of all undergraduate students enrolled during Fall 2020 who were formally registered as students with disabilities with the institution's office of disability services (or the equivalent office).**

3 percent or less

More than 3 percent:  %

 You may use the box below to provide additional context for the data you have reported above. Context notes will be posted on the College Navigator website. Therefore, you should write all context notes using proper grammar (e.g., complete sentences with punctuation) and common language that can be easily understood by students and parents (e.g., spell out acronyms).

## Part D - Student Charges Questions

### 2. Does your institution charge different **tuition** for **in-district, in-state, or out-of-state** students?

If you answer **Yes** to this question, you will be expected to report tuition amounts for in-district, in-state, and out-of-state students.

Please only select **Yes** if you really charge different tuition rates, or you will be reporting the same numbers 3 times.

- No  
 Yes

### 3. Does your institution offer **institutionally-controlled housing** (either on or off campus)?

If your institution typically offers institutionally-controlled housing but has temporarily suspended such offerings due to Coronavirus Pandemic, please answer Yes.

If you answer **Yes** to this question, you will be expected to specify a housing capacity, and to report a room charge or a combined room and board charge (D10).

- No  
 Yes

Specify housing capacity for academic year 2021-22

### 4. Do you offer **board** or meal plans to your students?

If your institution typically offers board or meal plans but has temporarily suspended such offerings due to Coronavirus Pandemic, please answer Yes.

If you answer **Yes** to this question, you will be expected to report a board charge or combined room and board charge (D10).

- No  
 Yes - Enter the number of meals per week in the maximum meal plan available

- Yes - Number of meals per week can vary (e.g., students charge meals against a meal card)



Part D - Undergraduate Student Charges

If the institution charges an application fee, indicate the amount.

	Amount	Prior year
<u>Undergraduate application fee</u>	60	60

5. Charges to full-time undergraduate students for the full academic year 2021-22

Please be sure to report an average tuition that includes all students at all levels (freshman, sophomore, etc.).

	<u>In-district</u>	Prior year	<u>In-state</u>	Prior year	<u>Out-of-state</u>	Prior year
<u>All full-time undergraduate students</u>						
Average <u>tuition</u>	8,841	8,274	8,841	8,274	34,020	32,844
<u>Required fees</u>	3,852	3,651	3,852	3,651	3,852	3,651

6. Per credit hour charge for part-time undergraduate students

Please be sure to report an average per credit tuition that includes all students at all levels (freshman, sophomore, etc.).

Do not include fees.

	<u>In-district</u>	Prior year	<u>In-state</u>	Prior year	<u>Out-of-state</u>	Prior year
<u>Per credit hour charge</u>	211	197	211	197	810	782

Part D - Graduate Student Charges

If the institution charges an application fee, indicate the amount.

	Amount	Prior year
<u>Graduate application fee</u>	60	60

*Please do not include tuition for Doctor's Degree – Professional Practice programs. Data for those programs are collected separately.*

7. Charges to full-time graduate students for the full academic year 2021-22

	<u>In-district</u>	Prior year	<u>In-state</u>	Prior year	<u>Out-of-state</u>	Prior year
<u>Average tuition</u>	8,524	7,984	8,524	7,984	32,673	31,005
<u>Required fees</u>	1,885	1,899	1,885	1,899	1,885	1,899

8. Per credit hour charge for part-time graduate students

*Please be sure to report an average per credit tuition that includes all graduate students (NOT doctor's degree-professional practice students). Do not include fees.*

	<u>In-district</u>	Prior year	<u>In-state</u>	Prior year	<u>Out-of-state</u>	Prior year
<u>Per credit hour charge</u>	251	235	251	235	961	912

Part D - Student Charges - Graduate, Doctor's-Professional Practice Tuition

9. List the typical **tuition** and **required fees** for a full-time **doctor's-professional practice** student in any of the selected programs for the full **academic year 2021-22**.

DO NOT include room and board charges

<u>Doctor's degree-professional practice</u>	In-state	Out-of-state
1. Chiropractic (D.C. or D.C.M.):		
<u>Tuition amount</u>	<input type="text"/>	<input type="text"/>
<u>Required fees</u>	<input type="text"/>	<input type="text"/>
2. Dentistry (D.D.S. or D.M.D.):		
<u>Tuition amount</u>	32,698	51,022
<u>Required fees</u>	5,269	5,269
3. Medicine (M.D.):		
<u>Tuition amount</u>	18,604	26,125
<u>Required fees</u>	6,943	6,943
4. Optometry (O.D.):		
<u>Tuition amount</u>	<input type="text"/>	<input type="text"/>
<u>Required fees</u>	<input type="text"/>	<input type="text"/>
5. Osteopathic Medicine (D.O.):		
<u>Tuition amount</u>	<input type="text"/>	<input type="text"/>
<u>Required fees</u>	<input type="text"/>	<input type="text"/>
6. Pharmacy (Pharm.D.):		
<u>Tuition amount</u>	<input type="text"/>	<input type="text"/>
<u>Required fees</u>	<input type="text"/>	<input type="text"/>
7. Podiatry (Pod.D., D.P., or D.P.M.):		
<u>Tuition amount</u>	<input type="text"/>	<input type="text"/>
<u>Required fees</u>	<input type="text"/>	<input type="text"/>
8. Veterinary Medicine (D.V.M.):		
<u>Tuition amount</u>	<input type="text"/>	<input type="text"/>
<u>Required fees</u>	<input type="text"/>	<input type="text"/>
9. Law (J.D.):		
<u>Tuition amount</u>	<input type="text"/>	<input type="text"/>
<u>Required fees</u>	<input type="text"/>	<input type="text"/>

### Part E - Athletic Association

**1. Is this institution a member of a national athletic association?**

- No
- Yes - Check all that apply
  - National Collegiate Athletic Association (NCAA)
  - National Association of Intercollegiate Athletics (NAIA)
  - National Junior College Athletic Association (NJCAA)
  - United States Collegiate Athletic Association (USCAA)
  - National Christian College Athletic Association (NCCAA)
  - Other

**2. If this institution is a member of the NCAA or NAIA, specify the conference FOR EACH SPORT using the pull-down menu.**

Sport	NCAA or NAIA member	Conference
Football	<input checked="" type="radio"/> No <input type="radio"/> Yes-Specify	Select One ▼
Basketball	<input checked="" type="radio"/> No <input type="radio"/> Yes-Specify	Select One ▼
Baseball	<input checked="" type="radio"/> No <input type="radio"/> Yes-Specify	Select One ▼
Cross country and/or track	<input checked="" type="radio"/> No <input type="radio"/> Yes-Specify	Select One ▼

Prepared by

**Prepared by**

Reporting Reminders:

- The name of the preparer is being collected so that we can follow up with the appropriate person in the event that there are questions concerning the data.
- The Keyholder will be copied on all email correspondence to other preparers.
- The time it took to prepare this component is being collected so that we can continue to improve our estimate of the reporting burden associated with IPEDS.
- Please include in your estimate the time it took for you to review instructions, query and search data sources, complete and review the component, and submit the data through the Data Collection System.
- Thank you for your assistance.

This survey component was prepared by:			
<input checked="" type="radio"/>	Keyholder	<input type="radio"/>	SFA Contact
<input type="radio"/>	Finance Contact	<input type="radio"/>	Academic Library Contact
<input type="radio"/>		<input type="radio"/>	HR Contact
<input type="radio"/>		<input type="radio"/>	Other
Name:	<input type="text" value="Deanne Hernandez"/>		
Email:	<input type="text" value="Deanne.M.Hernandez@uth.tmc.edu"/>		

How many staff from your institution only were involved in the data collection and reporting process of this survey component?
<input type="text" value="2.00"/> Number of Staff (including yourself)

How many hours did you and others from your institution only spend on each of the steps below when responding to this survey component? <i>Exclude the hours spent collecting data for state and other reporting purposes.</i>				
Staff member	Collecting Data Needed	Revising Data to Match IPEDS Requirements	Entering Data	Revising and Locking Data
Your office	<input type="text"/> hours	<input type="text"/> hours	<input type="text"/> hours	<input type="text"/> hours
Other offices	<input type="text"/> hours	<input type="text"/> hours	<input type="text"/> hours	<input type="text"/> hours

## Summary

### Institutional Characteristics Component Summary

IPEDS collects important information regarding your institution. All data reported in IPEDS survey components become available in the IPEDS Data Center and appear as aggregated data in various Department of Education reports. Additionally, some of the reported data appears specifically for your institution through the College Navigator website and is included in your institution's Data Feedback Report (DFR). The purpose of this summary is to provide you an opportunity to view some of the data that, when accepted through the IPEDS quality control process, will appear on the College Navigator website and/or your DFR. College Navigator is updated approximately three months after the data collection period closes and Data Feedback Reports will be available through the [Data Center](#) and sent to your institution's CEO in November 2021.

Please review your data for accuracy. If you have questions about the data displayed below after reviewing the data reported on the survey screens, please contact the IPEDS Help Desk at: 1-877-225-2568 or [ipedshelp@rti.org](mailto:ipedshelp@rti.org).

### Academic Year Reporters

GENERAL INFORMATION			
Mission Statement	<a href="http://uth.edu/index/about.htm">http://uth.edu/index/about.htm</a>		
Are all the programs at your institution offered exclusively via distance education programs?	No		
Special Learning Opportunities	N/A		
Student Services	Academic/career counseling services On-campus day care for children of students		
Credit Accepted	N/A		
PRICING INFORMATION			
Average undergraduate student tuition and fees for academic year 2021-22		Tuition	Fees
	In-district	\$8,841	\$3,852
	In-state	\$8,841	\$3,852
	Out-of-state	\$34,020	\$3,852
Average graduate student tuition and fees for academic year 2021-22		Tuition	Fees
	In-district	\$8,524	\$1,885
	In-state	\$8,524	\$1,885
	Out-of-state	\$32,673	\$1,885
Alternative tuition plans		Tuition payment plan	

Edit Report

Institutional Characteristics

Source	Description	Severity	Resolved	Options
<b>Screen: Other Student Services</b>				
Screen Entry	You have selected that your institution has a staff trained to provide and interpret library materials, but you reported 0 librarians in last year's HR component. Please correct your data or explain. (Error #11332)	Explanation	Yes	
Reason	While primary UTHealth library services are contractually provided by the Texas Medical Center Library, the university also has two smaller school-based libraries at the Schools of Dentistry and Public Health. Since the time of our last submission, titles have changed for staff responsible for these school operations.			