



UTHealth<sup>®</sup>

**The University of Texas  
Health Science Center at Houston**

**Sponsored Projects  
Administration**



## Award Summary Fiscal Year Comparison Cumulative through Period 12

Sponsored Projects Administration

November 01, 2022

go.uth.edu/SPA

	Awarded Direct			Awarded Indirect			Total Awards		
	FY 20	FY 21	FY 22	FY 20	FY 21	FY 22	FY 20	FY 21	FY 22
UTH Admin	\$15,622,376	\$8,024,286	\$282,709	\$3,529,543	\$0	\$0	\$19,151,919	\$8,024,286	\$282,709
MS	\$133,049,449	\$160,629,505	\$160,247,949	\$38,262,173	\$45,452,574	\$46,492,638	\$171,361,567	\$206,082,080	\$206,740,586
SPH	\$68,915,933	\$60,450,832	\$89,371,722	\$13,479,953	\$14,741,244	\$20,064,251	\$82,395,886	\$75,192,076	\$109,435,973
SBMI	\$11,385,057	\$12,471,024	\$13,730,244	\$3,356,561	\$3,890,973	\$4,143,363	\$14,741,618	\$16,361,998	\$17,873,607
SON	\$1,927,302	\$2,380,995	\$2,859,270	\$676,416	\$689,929	\$862,216	\$2,603,718	\$3,070,924	\$3,721,486
SOD	\$3,103,377	\$3,543,647	\$6,390,613	\$1,157,437	\$1,114,361	\$1,770,876	\$4,260,815	\$4,658,008	\$8,161,489
TEPHI	\$0	\$0	\$12,483,978	\$0	\$0	\$3,205,700	\$0	\$0	\$15,689,678
<b>Grand Total</b>	<b>\$234,003,494</b>	<b>\$247,500,289</b>	<b>\$285,366,485</b>	<b>\$60,462,084</b>	<b>\$65,889,081</b>	<b>\$76,539,044</b>	<b>\$294,515,522</b>	<b>\$313,389,372</b>	<b>\$361,905,528</b>

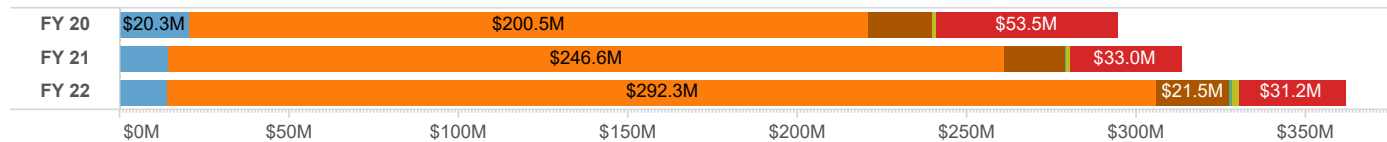
**Notes & Notables**

For FY22, UTHealth experienced a 13% growth in sponsored projects (SP) funding over prior year and a 40% growth since 2017. The covid pandemic was the primary driver in the past two years and includes the creation of the Texas Epidemic and Public Health Institute (TEPHI) through Texas Senate Bill 1780. While some covid funding has ended (such as the \$5 million for Student and Institutional emergency financial aid from the CARES act) other large covid projects were newly awarded in FY22. These include \$15 million for the Variant Sequencing Study and \$10 million for Community workforce development to increase vaccination equity in Texas. Both in the School of Public Health.

The Dental School doubled its funding from FY21 to FY22 with six new federal awards.

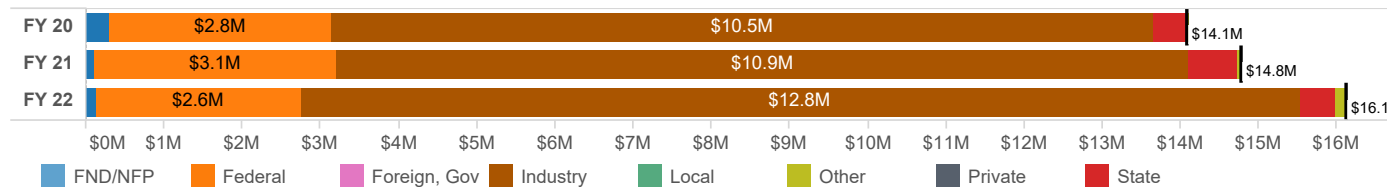
	FY 20						FY 21						FY 22					
	FND/NFP	Federal	Industry	Local	State	Others	FND/NFP	Federal	Industry	Local	State	Others	FND/NFP	Federal	Industry	Local	State	Others
Basic/Lab Research or Services	89	376	42	2	29	6	98	461	53	3	37	11	95	555	42	1	42	17
Clinical Research	69	272	107	1	20	6	64	394	169		26	5	80	447	154	4	27	9
Non-Research/Public Service	3	39	1	4	18		18	61	2	6	24	3	17	49	2	6	33	10
Instruction/Fellowship/Scholarship	24	26	15		4		13	33	16		7	4	22	47	17		6	6
Others	1	8	4	1		1	4	4		1	1	1	1	3	1	1	2	1
<b>Grand Total</b>	<b>186</b>	<b>721</b>	<b>169</b>	<b>8</b>	<b>71</b>	<b>13</b>	<b>197</b>	<b>953</b>	<b>240</b>	<b>10</b>	<b>95</b>	<b>24</b>	<b>215</b>	<b>1,101</b>	<b>216</b>	<b>12</b>	<b>110</b>	<b>43</b>

### FYAwards By Fund Type



	FY 20	FY 21	FY 22
After the Fact	41	127	141
New/Original	1,232	1,459	1,715
Renewal	43	55	45
Resubmission	225	175	115
Supplement	12	6	3
Transfer	16	40	73
<b>Grand Total</b>	<b>1,569</b>	<b>1,862</b>	<b>2,092</b>

### Clinical Trial Revenue Total





## Award Summary Month on Month Comparison Period 1

Sponsored Projects Administration

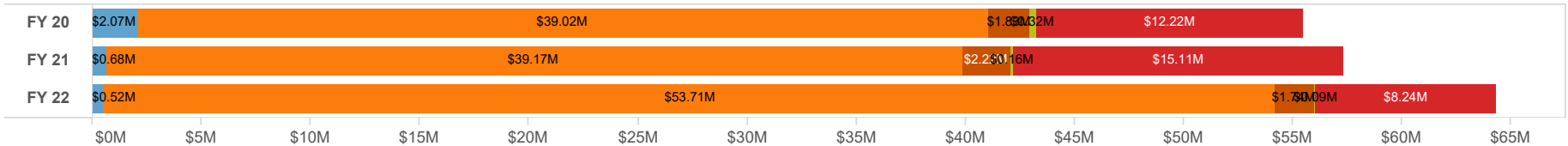
November 01, 2022

go.uth.edu/SPA

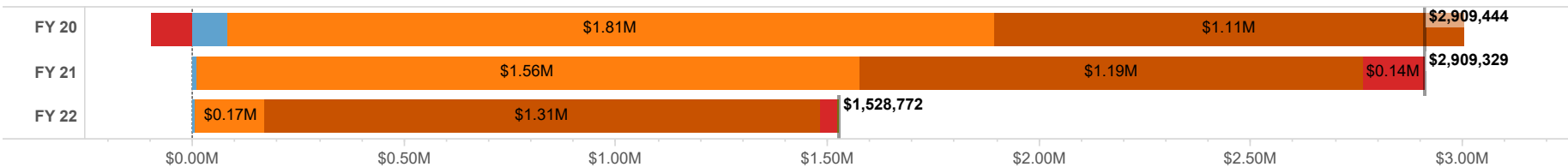
	<u>Awarded Direct</u>			<u>Awarded Indirect</u>			<u>Total Awards</u>		
	FY 20	FY 21	FY 22	FY 20	FY 21	FY 22	FY 20	FY 21	FY 22
<b>MS</b>	\$24,741,201	\$31,309,924	\$20,516,710	\$8,020,978	\$8,535,800	\$6,215,317	\$32,828,163	\$39,845,724	\$26,732,027
<b>SBMI</b>	\$3,000,496	\$986,477	\$1,765,126	\$941,678	\$291,852	\$410,945	\$3,942,174	\$1,278,329	\$2,176,071
<b>SOD</b>	\$1,306,518	\$236,089	\$1,402,744	\$487,412	\$120,210	\$395,992	\$1,793,931	\$356,299	\$1,798,736
<b>SON</b>	\$147,046	\$165,081	\$161,537	\$70,951	\$87,595	\$81,549	\$217,997	\$252,676	\$243,086
<b>SPH</b>	\$14,223,185	\$13,068,277	\$29,998,669	\$2,461,950	\$2,539,077	\$3,342,649	\$16,685,135	\$15,607,354	\$33,341,318
<b>Grand Total</b>	<b>\$43,418,447</b>	<b>\$45,765,848</b>	<b>\$53,844,786</b>	<b>\$11,982,969</b>	<b>\$11,574,534</b>	<b>\$10,446,452</b>	<b>\$55,467,400</b>	<b>\$57,340,382</b>	<b>\$64,291,238</b>

	FY 20						FY 21						FY 22						FY 20	FY 21	FY 22				
	Federal	FND/NFP	Industry	Local	Other	State	Federal	FND/NFP	Industry	Local	Other	State	Foreign, Gov	Federal	FND/NFP	Industry	Local	Other				State	Foreign, Gov		
<b>Instruction/Fellowship/Scholarship</b>	7		3					1	1		1			3	3	1						<b>After the Fact</b>	8	8	14
<b>Non-Research/Public Service</b>	8	1				6	9	2			1	15		11	1					20		<b>New/Original</b>	271	218	232
<b>Grand Total</b>	<b>15</b>	<b>1</b>	<b>3</b>			<b>6</b>	<b>9</b>	<b>3</b>	<b>1</b>		<b>2</b>	<b>15</b>		<b>14</b>	<b>4</b>	<b>1</b>			<b>20</b>		<b>Renewal</b>	9	8	2	
																						<b>Resubmission</b>	54	15	8
																						<b>Supplement</b>	7	1	1
																						<b>Transfer</b>	4	7	7
																						<b>Grand Total</b>	<b>353</b>	<b>257</b>	<b>264</b>

### Awards By Fund Type



### Clinical Trial Revenue Total



■ FND/NFP   
 ■ Federal   
 ■ Industry   
 ■ Other   
 ■ State



## Award Summary Month on Month Comparison Period 2

Sponsored Projects Administration

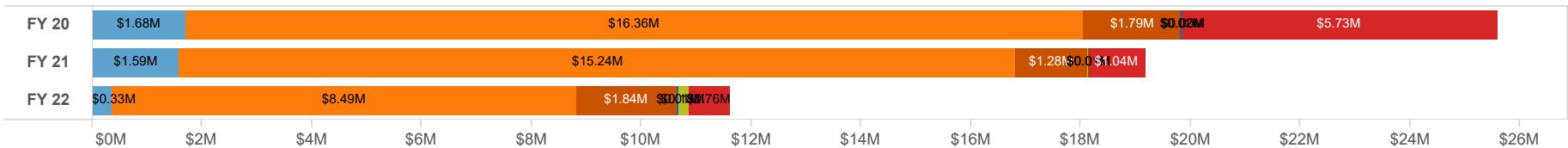
November 01, 2022

go.uth.edu/SPA

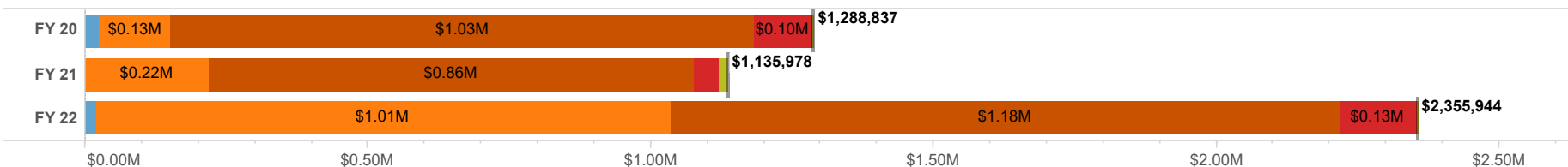
	<u>Awarded Direct</u>			<u>Awarded Indirect</u>			<u>Total Awards</u>		
	FY 20	FY 21	FY 22	FY 20	FY 21	FY 22	FY 20	FY 21	FY 22
<b>MS</b>	\$18,865,819	\$10,185,981	\$4,007,667	\$2,004,315	\$1,606,791	\$1,325,910	\$20,870,134	\$11,792,772	\$5,333,577
<b>SBMI</b>	\$875,569	\$791,100	\$975,089	\$88,452	\$125,004	\$309,099	\$964,021	\$916,104	\$1,284,188
<b>SOD</b>	\$307,536	\$324,741	\$0	\$22,464	\$23,458	\$0	\$330,000	\$348,199	\$0
<b>SON</b>	\$272,352	\$235,289	(\$455)	\$7,484	\$45,712	(\$405)	\$279,836	\$281,001	(\$860)
<b>SPH</b>	\$2,442,304	\$4,720,088	\$3,845,133	\$703,788	\$1,122,032	\$1,149,183	\$3,146,092	\$5,842,120	\$4,994,316
<b>Grand Total</b>	<b>\$22,763,580</b>	<b>\$16,257,199</b>	<b>\$8,827,434</b>	<b>\$2,826,503</b>	<b>\$2,922,997</b>	<b>\$2,783,787</b>	<b>\$25,590,083</b>	<b>\$19,180,196</b>	<b>\$11,611,221</b>

	FY 20						FY 21						FY 22						FY 20	FY 21	FY 22									
	Federal	FND/NFP	Industry	Local	Other	State	Federal	FND/NFP	Industry	Local	Other	State	Foreign, Gov	Federal	FND/NFP	Industry	Local	Other	State	Foreign, Gov	After the Fact	New/Original	Renewal	Resubmission	Supplement	Transfer	Grand Total			
Instruction/Fellowship/Scholarship							2					1		3	2	3				2								8	18	
Non-Research/Public Service	9		1			4	7	3				1		3														1	3	6
Grand Total	<b>9</b>		<b>1</b>			<b>4</b>	<b>9</b>	<b>3</b>				<b>2</b>		<b>6</b>	<b>2</b>	<b>3</b>				<b>2</b>								<b>173</b>	<b>189</b>	<b>216</b>

### Awards By Fund Type



### Clinical Trial Revenue Total



■ FND/NFP   
 ■ Federal   
 ■ Industry   
 ■ Local   
 ■ Other   
 ■ State



## Award Summary Month on Month Comparison Period 3

Sponsored Projects Administration

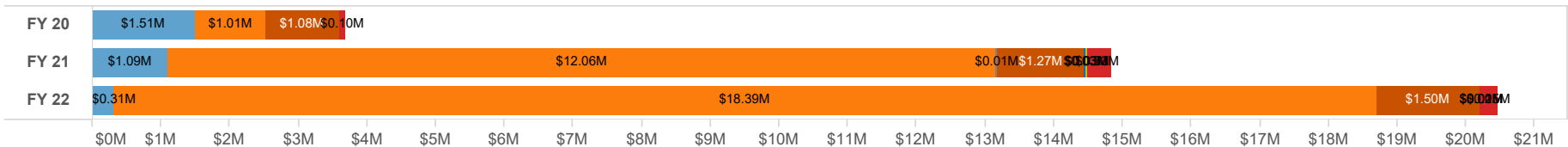
November 01, 2022

go.uth.edu/SPA

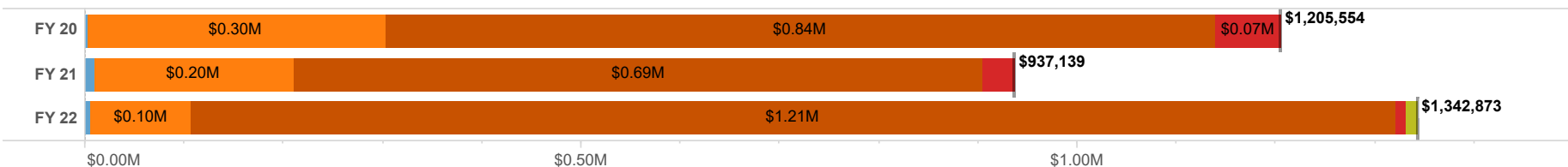
	Awarded Direct			Awarded Indirect			Total Awards		
	FY 20	FY 21	FY 22	FY 20	FY 21	FY 22	FY 20	FY 21	FY 22
<b>MS</b>	\$1,866,658	\$4,177,236	\$5,199,530	\$553,361	\$1,647,862	\$2,172,824	\$2,420,020	\$5,825,098	\$7,372,354
<b>SBMI</b>	\$0	\$154,773	\$680,983	\$0	\$86,673	\$357,539	\$0	\$241,446	\$1,038,522
<b>SOD</b>	\$0	\$115,881	\$70,087	\$0	\$34,489	\$32,507	\$0	\$150,370	\$102,594
<b>SON</b>	\$30,067	\$553,760	\$394,568	\$16,236	\$261,173	\$185,589	\$46,302	\$814,933	\$580,157
<b>SPH</b>	\$1,027,074	\$7,237,449	\$8,149,788	\$199,324	\$555,529	\$3,213,412	\$1,226,398	\$7,792,978	\$11,363,200
<b>Grand Total</b>	<b>\$2,923,799</b>	<b>\$12,239,099</b>	<b>\$14,494,956</b>	<b>\$768,922</b>	<b>\$2,585,725</b>	<b>\$5,961,871</b>	<b>\$3,692,721</b>	<b>\$14,824,825</b>	<b>\$20,456,827</b>

	FY 20						FY 21						FY 22						FY 20	FY 21	FY 22				
	Federal	FND/NFP	Industry	Local	Other	State	Federal	FND/NFP	Industry	Local	Other	State	Foreign, Gov	Federal	FND/NFP	Industry	Local	Other				State	Foreign, Gov		
<b>Instruction/Fellowship/Scholarship</b>													1						1			After the Fact	1	6	9
<b>Non-Research/Public Service</b>	3	1					3	1				1		1	3				1			New/Original	126	155	186
<b>Grand Total</b>	<b>3</b>	<b>1</b>					<b>3</b>	<b>1</b>				<b>1</b>		<b>2</b>	<b>3</b>				<b>2</b>			Renewal		3	4
																						Renewal Resubmission		1	
																						Resubmission	1	12	10
																						Transfer		1	6
																						<b>Grand Total</b>	<b>128</b>	<b>178</b>	<b>215</b>

### Awards By Fund Type



### Clinical Trial Revenue Total



■ FND/NFP   
 ■ Federal   
 ■ Foreign, Non G.   
 ■ Industry   
 ■ Local   
 ■ Other   
 ■ State



## Award Summary Month on Month Comparison Period 4

Sponsored Projects Administration

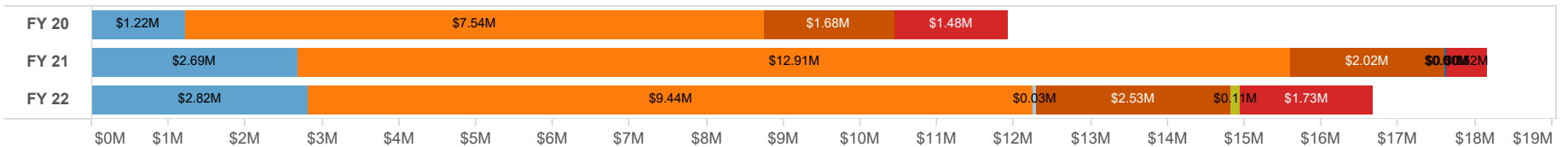
November 01, 2022

go.uth.edu/SPA

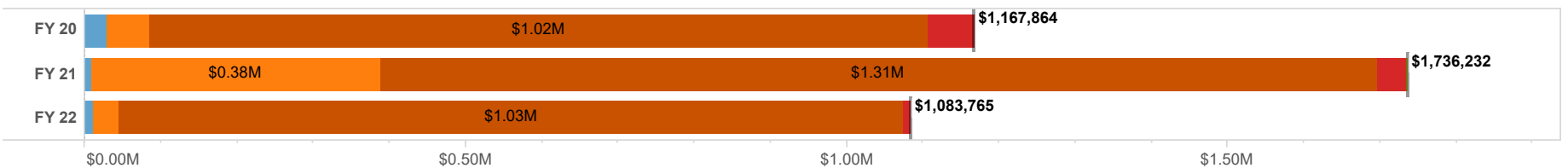
	<u>Awarded Direct</u>			<u>Awarded Indirect</u>			<u>Total Awards</u>		
	FY 20	FY 21	FY 22	FY 20	FY 21	FY 22	FY 20	FY 21	FY 22
<b>MS</b>	\$5,402,598	\$7,984,057	\$8,765,538	\$1,626,784	\$2,091,367	\$2,552,542	\$7,029,383	\$10,075,424	\$11,318,080
<b>SBMI</b>	\$283,131	\$1,121,640	\$832,235	\$18,163	\$479,022	\$178,605	\$301,294	\$1,600,662	\$1,010,840
<b>SOD</b>	\$142,870	\$14,423	\$403,350	\$72,676	\$8,077	\$119,700	\$215,546	\$22,500	\$523,050
<b>SON</b>	\$280,839	\$485,457	\$106,494	\$247,093	\$8,785	\$23,424	\$527,932	\$494,242	\$129,918
<b>SPH</b>	\$2,127,652	\$4,887,987	\$3,059,176	\$739,958	\$1,070,783	\$598,889	\$2,867,610	\$5,958,770	\$3,658,065
<b>Grand Total</b>	<b>\$8,237,090</b>	<b>\$14,493,564</b>	<b>\$13,166,793</b>	<b>\$2,704,674</b>	<b>\$3,658,034</b>	<b>\$3,473,160</b>	<b>\$10,941,764</b>	<b>\$18,151,598</b>	<b>\$16,639,953</b>

	FY 20						FY 21						FY 22						FY 20	FY 21	FY 22				
	Federal	FND/NFP	Industry	Local	Other	State	Federal	FND/NFP	Industry	Local	Other	State	Foreign, Gov	Federal	FND/NFP	Industry	Local	Other				State	Foreign, Gov		
<b>Instruction/Fellowship/Scholarship</b>							4	4	2			2		2	3	1			1			After the Fact	2	14	15
<b>Non-Research/Public Service</b>	1					2	9	2		1			5	1					4			New/Original	150	156	192
<b>Grand Total</b>	<b>1</b>					<b>2</b>	<b>13</b>	<b>6</b>	<b>2</b>	<b>1</b>		<b>2</b>	<b>7</b>	<b>4</b>	<b>1</b>			<b>5</b>			Renewal	1	5	2	
																						Resubmission	19	10	4
																						Supplement	3	1	
																						Transfer		2	4
																						<b>Grand Total</b>	<b>175</b>	<b>188</b>	<b>217</b>

### Awards By Fund Type



### Clinical Trial Revenue Total



■ FND/NFP   
 ■ Federal   
 ■ Foreign, Gov   
 ■ Industry   
 ■ Local   
 ■ Other   
 ■ State



## Award Summary Month on Month Comparison Period 5

Sponsored Projects Administration

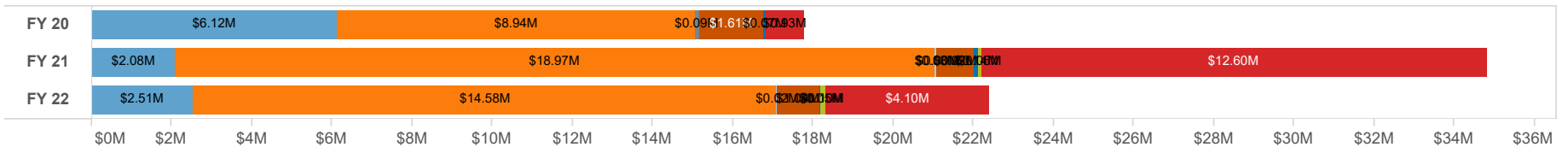
November 01, 2022

go.uth.edu/SPA

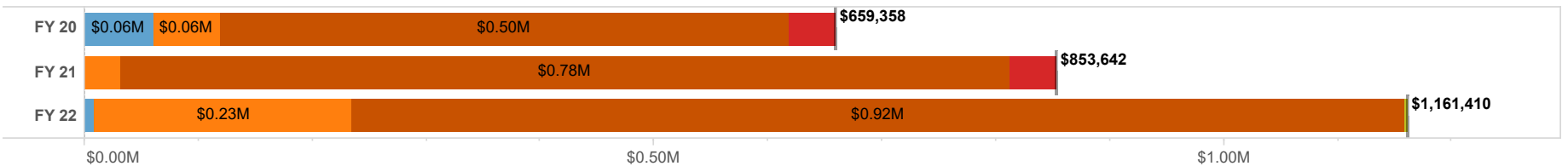
	Awarded Direct			Awarded Indirect			Total Awards		
	FY 20	FY 21	FY 22	FY 20	FY 21	FY 22	FY 20	FY 21	FY 22
<b>MS</b>	\$12,113,735	\$20,834,110	\$12,778,521	\$2,758,512	\$3,863,376	\$3,880,481	\$14,852,246	\$24,697,486	\$16,659,002
<b>SBMI</b>	\$215,692	\$31,813	\$738,506	\$117,271	\$17,815	\$364,443	\$332,963	\$49,628	\$1,102,949
<b>SOD</b>	\$138,661	\$77,554	\$275,143	\$7,488	\$14,586	\$131,717	\$146,149	\$92,140	\$406,860
<b>SON</b>	\$498,014	\$378,116	\$11,154	\$259	\$177,334	\$346	\$498,273	\$555,450	\$11,500
<b>SPH</b>	\$1,666,021	\$7,147,473	\$3,264,858	\$265,012	\$2,261,777	\$930,947	\$1,931,032	\$9,409,250	\$4,195,805
<b>Grand Total</b>	<b>\$14,632,122</b>	<b>\$28,469,066</b>	<b>\$17,068,182</b>	<b>\$3,148,542</b>	<b>\$6,334,888</b>	<b>\$5,307,934</b>	<b>\$17,760,664</b>	<b>\$34,803,954</b>	<b>\$22,376,116</b>

	FY 20						FY 21						FY 22						FY 20	FY 21	FY 22								
	Federal	FND/NFP	Industry	Local	Other	State	Federal	FND/NFP	Industry	Local	Other	State	Foreign, Gov	Federal	FND/NFP	Industry	Local	Other				State	Foreign, Gov						
<b>Instruction/Fellowship/Scholarship</b>		5	1			2	1	1						3	1				1							<b>After the Fact</b>	6	14	10
<b>Non-Research/Public Service</b>	2		1	1		1	4	1	1	2	2	1		1	1				1							<b>New/Original</b>	159	133	190
<b>Grand Total</b>	<b>2</b>	<b>5</b>	<b>2</b>	<b>1</b>		<b>3</b>	<b>5</b>	<b>2</b>	<b>1</b>	<b>2</b>	<b>2</b>	<b>1</b>		<b>4</b>	<b>2</b>				<b>2</b>							<b>Renewal</b>	5	1	3
																										<b>Resubmission</b>	26	15	14
																										<b>Transfer</b>	1	5	7
																										<b>Grand Total</b>	<b>197</b>	<b>168</b>	<b>224</b>

### Awards By Fund Type



### Clinical Trial Revenue Total



■ FND/NFP   
 ■ Federal   
 ■ Foreign, Gov   
 ■ Foreign, Non G.   
 ■ Industry   
 ■ Local   
 ■ Other   
 ■ State

## Award Summary Month on Month Comparison Period 6

Sponsored Projects Administration

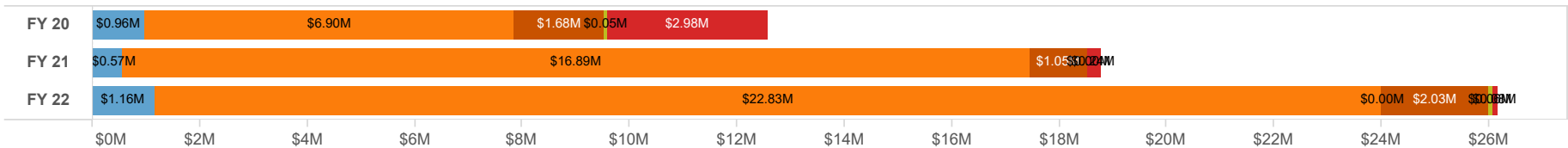
November 01, 2022

go.uth.edu/SPA


	Awarded Direct			Awarded Indirect			Total Awards		
	FY 20	FY 21	FY 22	FY 20	FY 21	FY 22	FY 20	FY 21	FY 22
<b>MS</b>	\$5,882,606	\$10,307,396	\$19,090,043	\$1,000,286	\$2,329,150	\$3,563,049	\$6,882,892	\$12,636,546	\$22,653,091
<b>SBMI</b>	\$587,064	\$492,228	\$84,515	\$179,162	\$127,161	\$29,460	\$766,226	\$619,389	\$113,975
<b>SOD</b>	\$121,287	\$11,370	\$300,034	\$66,519	\$6,140	\$120,670	\$187,806	\$17,510	\$420,704
<b>SON</b>	\$57,982	\$102,645	\$241,325	\$31,310	\$25,388	\$31,947	\$89,292	\$128,033	\$273,272
<b>SPH</b>	\$3,535,753	\$4,134,207	\$2,135,963	\$1,103,075	\$1,224,445	\$560,224	\$4,638,828	\$5,358,652	\$2,696,187
<b>Grand Total</b>	<b>\$10,184,692</b>	<b>\$15,047,846</b>	<b>\$21,851,881</b>	<b>\$2,380,353</b>	<b>\$3,712,284</b>	<b>\$4,305,349</b>	<b>\$12,565,045</b>	<b>\$18,760,130</b>	<b>\$26,157,229</b>

	FY 20						FY 21						FY 22						FY 20	FY 21	FY 22								
	Federal	FND/NFP	Industry	Local	Other	State	Federal	FND/NFP	Industry	Local	Other	State	Foreign, Gov	Federal	FND/NFP	Industry	Local	Other				State	Foreign, Gov						
<b>Instruction/Fellowship/Scholarship</b>	3	1					3		1				3		1				1							<b>After the Fact</b>	1	6	15
<b>Non-Research/Public Service</b>	2					1	4	1				1		2	2					1						<b>New/Original</b>	143	137	179
<b>Grand Total</b>	<b>5</b>	<b>1</b>				<b>1</b>	<b>7</b>	<b>1</b>	<b>1</b>			<b>1</b>		<b>5</b>	<b>2</b>	<b>1</b>			<b>2</b>						<b>Renewal</b>	1	3	3	
																									<b>Resubmission</b>	20	20	10	
																									<b>Supplement</b>		1		
																									<b>Transfer</b>	1		2	
																									<b>Grand Total</b>	<b>166</b>	<b>167</b>	<b>209</b>	

### Awards By Fund Type



### Clinical Trial Revenue Total







## Award Summary Month on Month Comparison Period 7

Sponsored Projects Administration

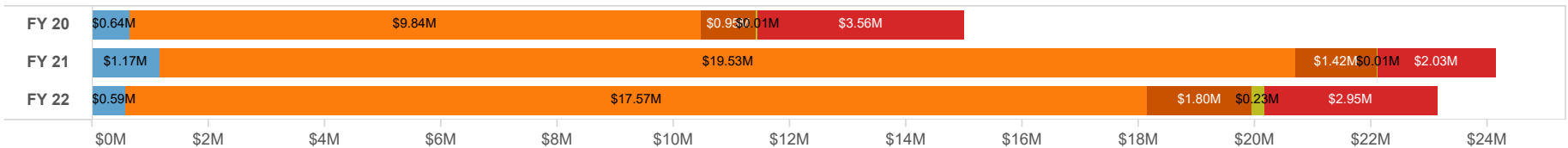
November 01, 2022

go.uth.edu/SPA

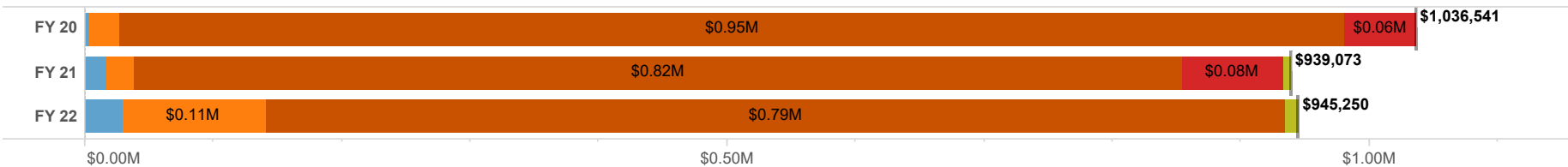
	<u>Awarded Direct</u>			<u>Awarded Indirect</u>			<u>Total Awards</u>		
	FY 20	FY 21	FY 22	FY 20	FY 21	FY 22	FY 20	FY 21	FY 22
<b>MS</b>	\$6,595,595	\$11,620,095	\$12,732,103	\$2,591,708	\$4,864,856	\$4,500,790	\$9,187,303	\$16,484,951	\$17,232,892
<b>SBMI</b>	\$430,413	\$1,084,335	\$689,071	\$150,760	\$302,537	\$195,578	\$581,173	\$1,386,872	\$884,649
<b>SOD</b>	\$0	\$558,735	\$102,123	\$0	\$194,118	\$56,702	\$0	\$752,853	\$158,825
<b>SON</b>	\$43,095	\$143,667	\$164,477	\$23,271	\$25,861	\$25,922	\$66,366	\$169,528	\$190,399
<b>SPH</b>	\$4,262,946	\$4,092,672	\$3,699,841	\$903,674	\$1,264,389	\$979,365	\$5,166,620	\$5,357,061	\$4,679,206
<b>Grand Total</b>	<b>\$11,332,048</b>	<b>\$17,499,504</b>	<b>\$17,387,615</b>	<b>\$3,669,413</b>	<b>\$6,651,761</b>	<b>\$5,758,357</b>	<b>\$15,001,461</b>	<b>\$24,151,265</b>	<b>\$23,145,971</b>

	FY 20						FY 21						FY 22						FY 20	FY 21	FY 22			
	Federal	FND/NFP	Industry	Local	Other	State	Federal	FND/NFP	Industry	Local	Other	State	Foreign, Gov	Federal	FND/NFP	Industry	Local	Other				State	Foreign, Gov	
<b>Instruction/Fellowship/Scholarship</b>							1		1				2	1	3						<b>After the Fact</b>		13	13
<b>Non-Research/Public Service</b>	3	1					4	2	1				2		1				1		<b>New/Original</b>	134	180	249
<b>Grand Total</b>	<b>3</b>	<b>1</b>					<b>5</b>	<b>2</b>	<b>2</b>				<b>4</b>	<b>1</b>	<b>4</b>				<b>1</b>		<b>Renewal</b>	7	6	5
																					<b>Resubmission</b>	21	27	12
																					<b>Transfer</b>	3	6	2
																					<b>Grand Total</b>	<b>165</b>	<b>232</b>	<b>281</b>

### Awards By Fund Type



### Clinical Trial Revenue Total



■ FND/NFP   
 ■ Federal   
 ■ Industry   
 ■ Other   
 ■ State



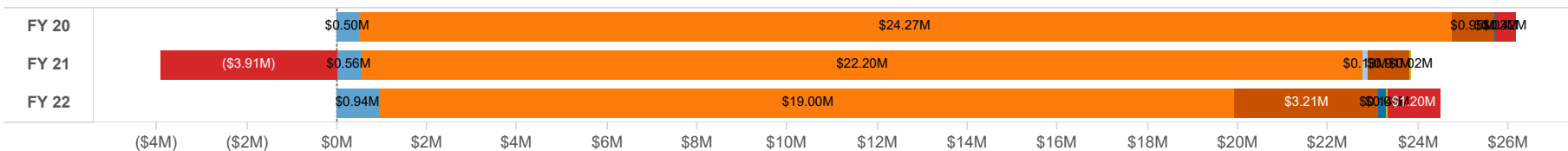
**Award Summary**  
**Month on Month Comparison**  
**Period 8**

Sponsored Projects Administration  
November 01, 2022  
go.uth.edu/SPA

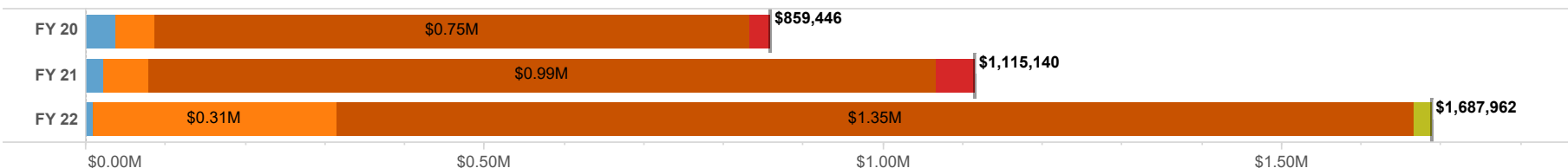
	<u>Awarded Direct</u>			<u>Awarded Indirect</u>			<u>Total Awards</u>		
	FY 20	FY 21	FY 22	FY 20	FY 21	FY 22	FY 20	FY 21	FY 22
<b>MS</b>	\$12,293,175	\$10,586,629	\$13,857,414	\$5,433,765	\$4,074,059	\$4,826,175	\$17,730,899	\$14,660,689	\$18,683,589
<b>SBMI</b>	\$1,224,228	\$2,184,103	\$1,222,605	\$494,386	\$953,425	\$643,168	\$1,718,614	\$3,137,529	\$1,865,773
<b>SOD</b>	\$401,138	\$523,472	\$310,137	\$215,092	\$197,861	\$170,473	\$616,230	\$721,333	\$480,610
<b>SON</b>	\$313,992	\$0	\$101,117	\$164,220	\$0	\$22,642	\$478,212	\$0	\$123,759
<b>SPH</b>	\$3,302,054	\$143,312	\$2,603,104	\$1,317,457	\$1,258,141	\$755,123	\$4,619,511	\$1,401,453	\$3,358,227
<b>Grand Total</b>	<b>\$17,534,587</b>	<b>\$13,437,516</b>	<b>\$18,094,377</b>	<b>\$7,624,919</b>	<b>\$6,483,486</b>	<b>\$6,417,581</b>	<b>\$25,163,466</b>	<b>\$19,921,004</b>	<b>\$24,511,958</b>

	FY 20						FY 21						FY 22						FY 20	FY 21	FY 22						
	Federal	FND/NFP	Industry	Local	Other	State	Federal	FND/NFP	Industry	Local	Other	State	Foreign, Gov	Federal	FND/NFP	Industry	Local	Other	State	Foreign, Gov							
Instruction/Fellowship/Scholarship	1						1	1					1	1					3	2							
Non-Research/Public Service	2					3	5	1				2							10								
<b>Grand Total</b>	<b>3</b>					<b>3</b>	<b>6</b>	<b>2</b>				<b>1</b>	<b>3</b>	<b>13</b>	<b>2</b>												
																						<b>After the Fact</b>	2	10	14		
																						<b>New/Original</b>	161	196	220		
																						<b>Renewal</b>	3	3	4		
																						<b>Renewal Resubmission</b>		1			
																						<b>Resubmission</b>	26	21	16		
																						<b>Transfer</b>	2	1	13		
																						<b>Grand Total</b>	<b>194</b>	<b>232</b>	<b>267</b>		

**Awards By Fund Type**



**Clinical Trial Revenue Total**



■ FND/NFP    
 ■ Federal    
 ■ Foreign, Gov    
 ■ Industry    
 ■ Local    
 ■ Other    
 ■ State



## Award Summary Month on Month Comparison Period 9

Sponsored Projects Administration

November 01, 2022

go.uth.edu/SPA

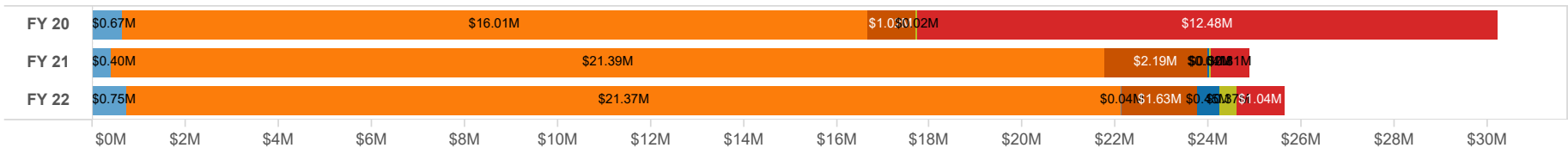
	Awarded Direct			Awarded Indirect			Total Awards		
	FY 20	FY 21	FY 22	FY 20	FY 21	FY 22	FY 20	FY 21	FY 22
<b>MS</b>	\$8,097,175	\$15,382,872	\$9,040,462	\$2,845,528	\$3,744,673	\$3,597,971	\$10,942,703	\$19,127,545	\$12,638,434
<b>SBMI</b>	\$1,063,772	\$972,684	\$2,025,407	\$174,006	\$155,756	\$329,392	\$1,237,778	\$1,128,440	\$2,354,799
<b>SOD</b>	\$30,000	\$375,865	\$508,780	\$0	\$92,912	\$118,550	\$30,000	\$468,777	\$627,330
<b>SON</b>	\$0	\$8,899	\$28,110	\$0	\$0	\$14,622	\$0	\$8,899	\$42,732
<b>SPH</b>	\$14,627,009	\$3,387,643	\$8,335,400	\$2,372,663	\$733,217	\$1,617,048	\$16,999,672	\$4,120,860	\$9,952,448
<b>Grand Total</b>	<b>\$23,817,956</b>	<b>\$20,127,963</b>	<b>\$19,938,159</b>	<b>\$5,392,197</b>	<b>\$4,726,558</b>	<b>\$5,677,583</b>	<b>\$29,210,153</b>	<b>\$24,854,521</b>	<b>\$25,615,743</b>

	FY 20						FY 21						FY 22						FY 20	FY 21	FY 22			
	Federal	FND/NFP	Industry	Local	Other	State	Federal	FND/NFP	Industry	Local	Other	State	Foreign, Gov	Federal	FND/NFP	Industry	Local	Other				State	Foreign, Gov	
<b>Instruction/Fellowship/Scholarship</b>							7	1	2		1	1	8	3	3							4	8	13
<b>Non-Research/Public Service</b>	2					1	5	1		1			5	2						2		151	179	229
<b>Grand Total</b>	<b>2</b>					<b>1</b>	<b>12</b>	<b>2</b>	<b>2</b>	<b>1</b>	<b>1</b>	<b>1</b>	<b>13</b>	<b>5</b>	<b>3</b>				<b>2</b>		<b>183</b>	<b>211</b>	<b>266</b>	

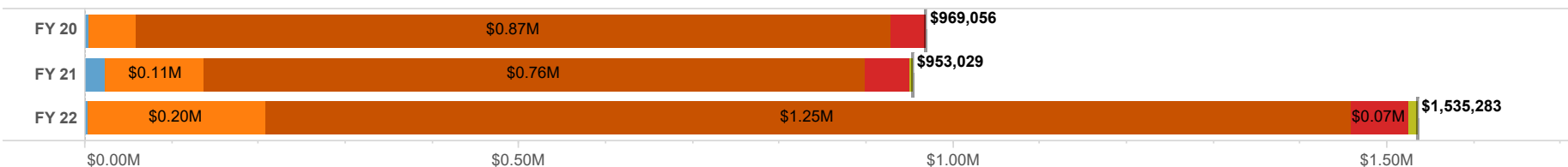
  

<b>After the Fact</b>	4	8	13
<b>New/Original</b>	151	179	229
<b>Renewal</b>	3	8	5
<b>Resubmission</b>	24	15	15
<b>Supplement</b>	1		
<b>Transfer</b>		1	4
<b>Grand Total</b>	<b>183</b>	<b>211</b>	<b>266</b>

### Awards By Fund Type



### Clinical Trial Revenue Total



■ FND/NFP   
 ■ Federal   
 ■ Foreign, Non G.   
 ■ Industry   
 ■ Local   
 ■ Other   
 ■ State



### Award Summary Month on Month Comparison Period 10

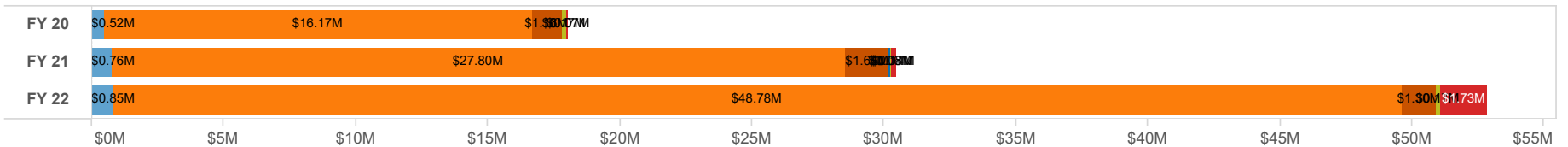
Sponsored Projects Administration

November 01, 2022  
go.uth.edu/SPA


	Awarded Direct			Awarded Indirect			Total Awards		
	FY 20	FY 21	FY 22	FY 20	FY 21	FY 22	FY 20	FY 21	FY 22
<b>MS</b>	\$8,442,063	\$18,884,958	\$15,999,528	\$3,517,075	\$4,148,986	\$4,603,412	\$11,959,138	\$23,033,944	\$20,602,941
<b>SBMI</b>	\$99,317	\$1,220,184	\$1,750,753	\$55,058	\$528,133	\$460,424	\$154,375	\$1,748,317	\$2,211,177
<b>SOD</b>	\$0	\$306,152	\$145,194	\$0	\$123,158	\$16,836	\$0	\$429,310	\$162,030
<b>SON</b>	\$4,450	\$0	\$205,041	\$0	\$0	\$31,119	\$4,450	\$0	\$236,160
<b>SPH</b>	\$5,121,155	\$4,263,662	\$10,730,378	\$833,649	\$999,347	\$3,197,383	\$5,954,804	\$5,263,009	\$13,927,761
<b>Grand Total</b>	<b>\$13,666,985</b>	<b>\$24,674,956</b>	<b>\$28,830,894</b>	<b>\$4,405,781</b>	<b>\$5,799,624</b>	<b>\$8,309,174</b>	<b>\$18,072,766</b>	<b>\$30,474,580</b>	<b>\$37,140,069</b>

	FY 20						FY 21						FY 22						FY 20	FY 21	FY 22										
	Federal	FND/NFP	Industry	Local	Other	State	Federal	FND/NFP	Industry	Local	Other	State	Foreign, Gov	Federal	FND/NFP	Industry	Local	Other				State	Foreign, Gov								
<b>Instruction/Fellowship/Scholarship</b>	6						6	1	3					5	2	1												<b>After the Fact</b>	5	11	10
<b>Non-Research/Public Service</b>	2					1	4	3		1	2			4	3					1							<b>New/Original</b>	168	209	225	
<b>Grand Total</b>	<b>8</b>					<b>1</b>	<b>10</b>	<b>4</b>	<b>3</b>	<b>1</b>	<b>2</b>			<b>9</b>	<b>5</b>	<b>1</b>			<b>1</b>							<b>Renewal</b>	7	8	3		
																										<b>Resubmission</b>	8	9	10		
																										<b>Supplement</b>		2			
																										<b>Transfer</b>	2	4	2		
																										<b>Grand Total</b>	<b>190</b>	<b>243</b>	<b>250</b>		

#### Awards By Fund Type



#### Clinical Trial Revenue Total



■ FND/NFP   
 ■ Federal   
 ■ Industry   
 ■ Local   
 ■ Other   
 ■ State

## Award Summary Month on Month Comparison Period 11

Sponsored Projects Administration

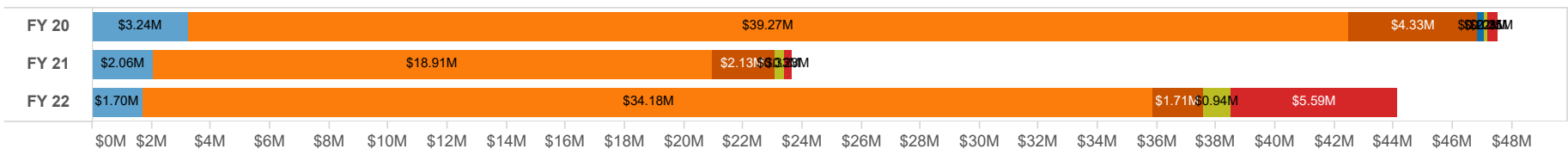
November 01, 2022

go.uth.edu/SPA

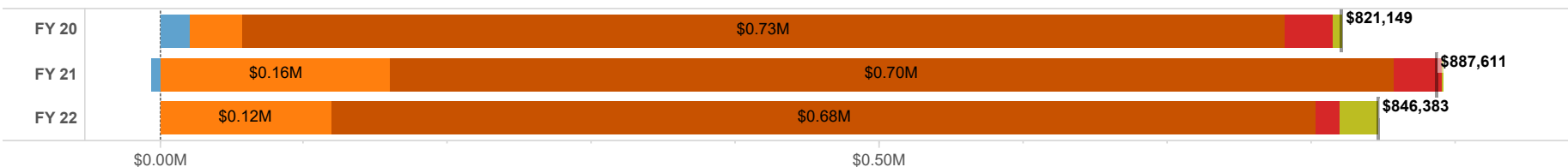
	<u>Awarded Direct</u>			<u>Awarded Indirect</u>			<u>Total Awards</u>		
	FY 20	FY 21	FY 22	FY 20	FY 21	FY 22	FY 20	FY 21	FY 22
<b>MS</b>	\$17,479,216	\$13,621,213	\$26,645,296	\$4,891,853	\$4,321,666	\$4,974,337	\$22,371,070	\$17,942,879	\$31,619,633
<b>SBMI</b>	\$293,604	\$1,163,045	\$205,376	\$112,215	\$588,258	\$153,721	\$405,819	\$1,751,303	\$359,097
<b>SOD</b>	\$615,455	\$12,848	\$268,195	\$263,502	\$6,306	\$60,105	\$878,957	\$19,154	\$328,300
<b>SON</b>	\$179,090	\$220,011	\$683,398	\$61,388	\$13,803	\$241,958	\$240,478	\$233,814	\$925,356
<b>SPH</b>	\$5,898,109	\$2,864,890	\$8,701,533	\$1,532,829	\$846,817	\$2,180,896	\$7,430,938	\$3,711,707	\$10,882,429
<b>Grand Total</b>	<b>\$24,465,474</b>	<b>\$17,882,007</b>	<b>\$36,503,798</b>	<b>\$6,861,787</b>	<b>\$5,776,850</b>	<b>\$7,611,017</b>	<b>\$31,327,262</b>	<b>\$23,658,857</b>	<b>\$44,114,815</b>

	FY 20						FY 21						FY 22						FY 20	FY 21	FY 22						
	Federal	FND/NFP	Industry	Local	Other	State	Federal	FND/NFP	Industry	Local	Other	State	Foreign, Gov	Federal	FND/NFP	Industry	Local	Other				State	Foreign, Gov				
<b>Instruction/Fellowship/Scholarship</b>	9	7	8			2	2	2	5		1	2		11	3	2								<b>After the Fact</b>	8	19	19
<b>Non-Research/Public Service</b>	6			1		1	1	1						4		1								<b>New/Original</b>	202	190	218
<b>Grand Total</b>	<b>15</b>	<b>7</b>	<b>8</b>	<b>1</b>	<b></b>	<b>3</b>	<b>3</b>	<b>3</b>	<b>5</b>	<b></b>	<b>1</b>	<b>2</b>	<b></b>	<b>15</b>	<b>3</b>	<b>3</b>	<b></b>	<b></b>	<b></b>	<b></b>	<b></b>	<b></b>	<b>Renewal</b>	3	2	6	
																							<b>Resubmission</b>	18	14	9	
																							<b>Supplement</b>			1	
																							<b>Transfer</b>	1	4	9	
																							<b>Grand Total</b>	<b>232</b>	<b>229</b>	<b>262</b>	

### Awards By Fund Type



### Clinical Trial Revenue Total



Legend: FND/NFP (Blue), Federal (Orange), Industry (Dark Orange), Local (Light Blue), Other (Green), State (Red)



## Award Summary Month on Month Comparison Period 12

Sponsored Projects Administration

November 01, 2022

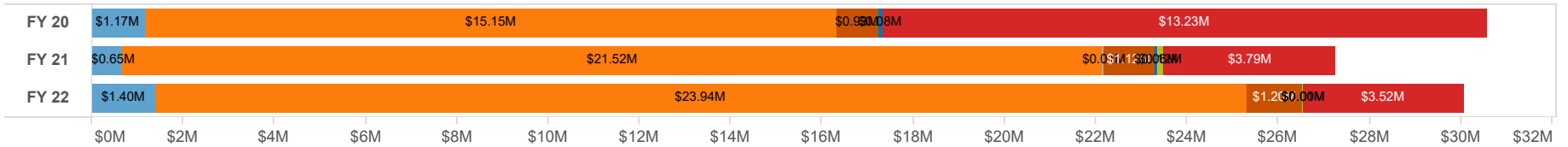
go.uth.edu/SPA

	Awarded Direct			Awarded Indirect			Total Awards		
	FY 20	FY 21	FY 22	FY 20	FY 21	FY 22	FY 20	FY 21	FY 22
<b>MS</b>	\$11,269,607	\$13,759,321	\$11,897,845	\$3,018,009	\$4,223,988	\$4,279,830	\$14,287,616	\$17,983,308	\$16,177,675
<b>SBMI</b>	\$3,311,771	\$2,268,642	\$2,760,578	\$1,025,411	\$235,337	\$710,989	\$4,337,182	\$2,503,979	\$3,471,567
<b>SOD</b>	\$39,912	\$986,516	\$2,604,826	\$22,284	\$293,047	\$547,624	\$62,196	\$1,279,563	\$3,152,450
<b>SON</b>	\$100,376	\$88,070	\$762,504	\$54,203	\$44,278	\$203,503	\$154,579	\$132,348	\$966,007
<b>SPH</b>	\$10,682,672	\$4,503,172	\$4,786,589	\$1,046,575	\$865,690	\$1,516,502	\$11,729,247	\$5,368,862	\$6,303,091
<b>Grand Total</b>	<b>\$25,404,338</b>	<b>\$21,605,721</b>	<b>\$22,812,342</b>	<b>\$5,166,482</b>	<b>\$5,662,340</b>	<b>\$7,258,448</b>	<b>\$30,570,819</b>	<b>\$27,268,061</b>	<b>\$30,070,790</b>

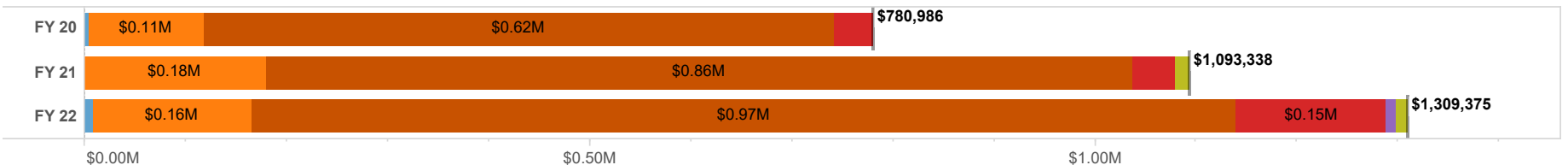
	FY 20						FY 21						FY 22						FY 20	FY 21	FY 22			
	Federal	FND/NFP	Industry	Local	Other	State	Federal	FND/NFP	Industry	Local	Other	State	Foreign, Gov	Federal	FND/NFP	Industry	Local	Other				State	Foreign, Gov	
<b>Instruction/Fellowship/Scholarship</b>	1	12	3				6	2	1				3	2	2							4	14	22
<b>Non-Research/Public Service</b>	1			1			6			1		1	4	4								10	19	7
<b>Grand Total</b>	<b>2</b>	<b>12</b>	<b>3</b>	<b>1</b>			<b>12</b>	<b>2</b>	<b>1</b>	<b>1</b>	<b>1</b>	<b>7</b>	<b>6</b>	<b>2</b>							<b>192</b>	<b>257</b>	<b>268</b>	

<b>After the Fact</b>	4	14	22
<b>New/Original</b>	172	212	219
<b>Renewal</b>	4	4	6
<b>Resubmission</b>	10	19	7
<b>Supplement</b>	1	1	
<b>Transfer</b>	1	7	14
<b>Grand Total</b>	<b>192</b>	<b>257</b>	<b>268</b>

### Awards By Fund Type



### Clinical Trial Revenue Total



■ FND/NFP   
 ■ Federal   
 ■ Foreign, Gov   
 ■ Industry   
 ■ Local   
 ■ Other   
 ■ State